

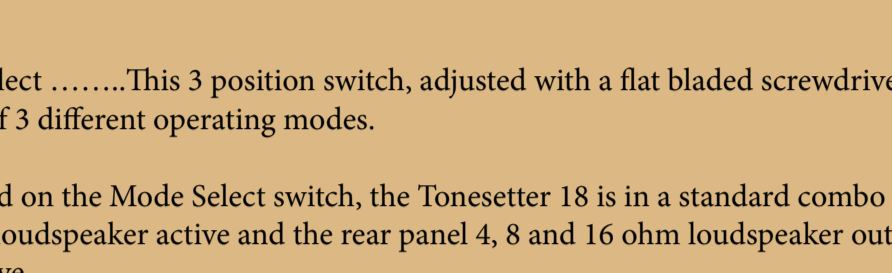
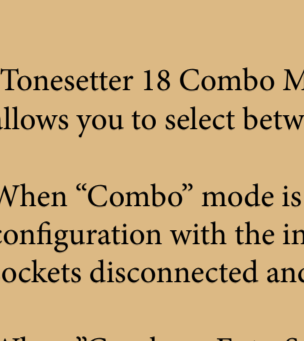
Here we are again in the Holiday Season. Hope it brings you everything that you are wishing for, whether that be a well deserved break, good times with family and friends or simply a change of pace from the usual hustle and bustle of everyday life. At VASE we have had a good year and are looking forward to the coming one. In the meantime, enjoy your VASE News with Noel Bourne giving a little tutorial below on the Tonesetter 18 Mode Select. Then get your calendars out to note where you can find some VASE in Action and catch up with Paul Holland and his Social Media wrap-up.

Holiday Greetings from VASE!



Tonesetter 18's Mode Select

A Brief Introduction By Noel Bourne



The Tonesetter 18 Combo pictured at left with a 1x12 VASE cabinet and above a shot of the back panel with the Mode Select switch.

Tonesetter 18 Combo Mode SelectThis 3 position switch, adjusted with a flat bladed screwdriver, allows you to select between 1 of 3 different operating modes.

When "Combo" mode is selected on the Mode Select switch, the Tonesetter 18 is in a standard combo configuration with the internal loudspeaker active and the rear panel 4, 8 and 16 ohm loudspeaker output sockets disconnected and inactive.

When "Combo + Extn Spkr" mode is selected on the Mode Select switch, the 16 ohm loudspeaker output socket becomes active and this is where you connect a 16 ohm loudspeaker extension cab. The Combo internal loudspeaker is also active. The rear panel 4 and 8 ohm loudspeaker output sockets are disconnected and inactive in this mode. In this mode the 16 ohm loudspeaker extension cab rating provides the optimal loading whilst internally paralleled with the combo internal loudspeaker.

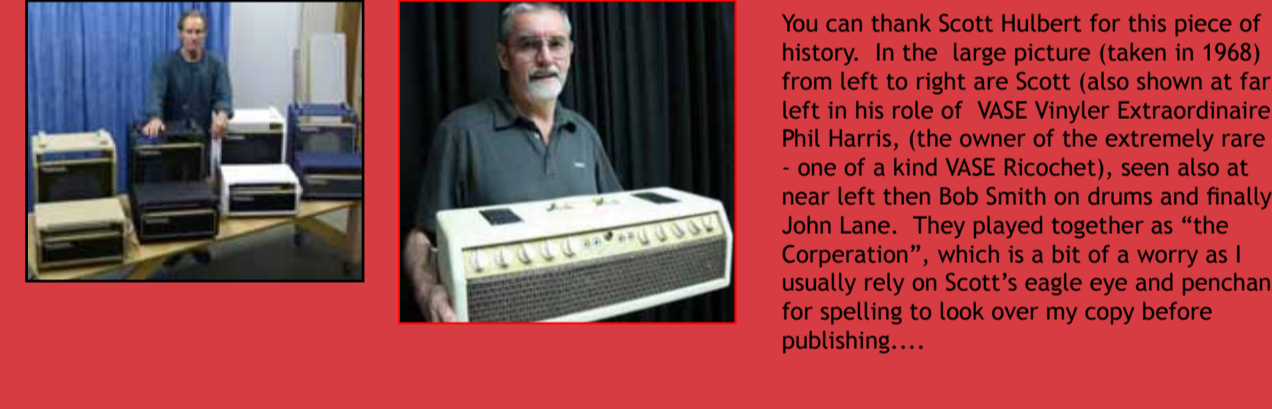
When "Head" mode is selected on the Mode Select switch, your combo becomes a head only. The combo internal loudspeaker is disconnected and inactive and you connect your choice of either a 4, 8 or 16 ohm cab. You must always connect an external loudspeaker cab when this mode is selected prior to playing. Aside from the fact that you will have no sound if you don't connect an external loudspeaker cab it is not good to operate any valve amplifier without a load connected.

There you go, now you know all about the Mode Select switch. Your Tonesetter 18 Combo is shipped with the Mode Select switch set to Combo Mode and you may never need to use the versatile Mode Select switch however now you know all you need to about how it can be set and configured for your particular application.

Here are some places to see VASE in Action this month. For further information check out the websites or Facebook Pages of Sonny's House of Blues, The Manly Hotel, The Ugly Sessions- Toowoomba Blues, The Tote Hotel, Lefty's Old time Music Hall or Brooklyn Standard. If you would like your gigs to be posted on our board next month, let us know!



Remember When?



You can thank Scott Hulbert for this piece of history. In the large picture (taken in 1968) from left to right are Scott (also shown at far left in his role of VASE Vinyl Extradiptaire), Phil Harris, (the owner of the extremely rare - one of a kind VASE Ricochet), seen also at near left then Bob Smith on drums and finally John Lane. They played together as "the Corporation", which is a bit of a worry as I usually rely on Scott's eagle eye and penchant for spelling to look over my copy before publishing....



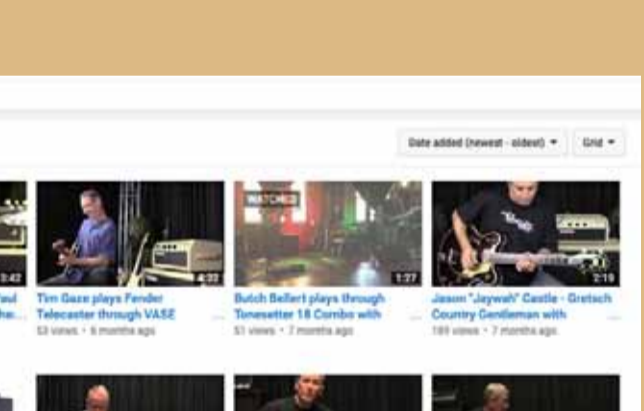
VASE in Social Media

Creativity Well Managing Director and Principal Consultant, Paul Holland, has had significant experience in the private and public sectors as an executive manager, company director, educator, business coach, media producer, and interaction designer. He is a musician, VASE Board Member, past and present VASE owner and keeps us up to date on Social Media.

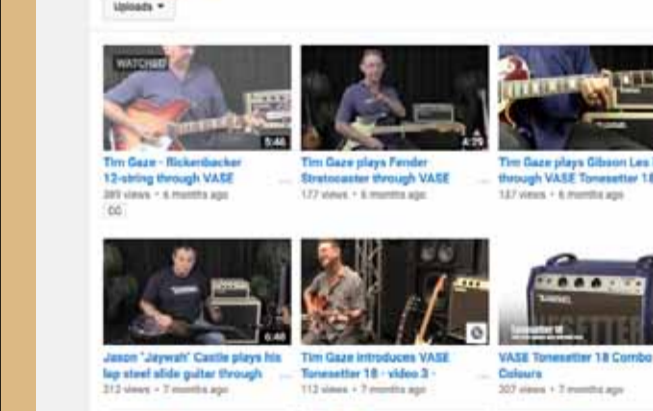
So what's been plugged into the TSDX60 and 412 cab this month? Well, back to basics with the oldest guitar that I've continuously owned. Bought new. A 1972 Eko Rangler made with built in pickup. It's been kicked around, cracked, dented, repaired (poorly), but I still love it and it sounds great after 43 years of use. Martin Barre from Jethro Tull played one back then so it's been doing the rounds with Living in the Past on the turntable. What gear do you use? Please share.

Well, you've all finally made me feel guilty. I just can't go to Harry this month and claim my Christmas bonus for preparing this column. Things have been very quiet on the social media front. I'm sure the upcoming festive season will see you all emerge from your privacy vigils, study circles or meditation chambers and have some fun. When you do that in the company of some VASE playing friends, take a pic or record a vid and share it with us. There has been some evidence of a pulse however and here it is:

Our own Jake and Elektrik Lemonade playing at the Airlie Beach Music Festival.



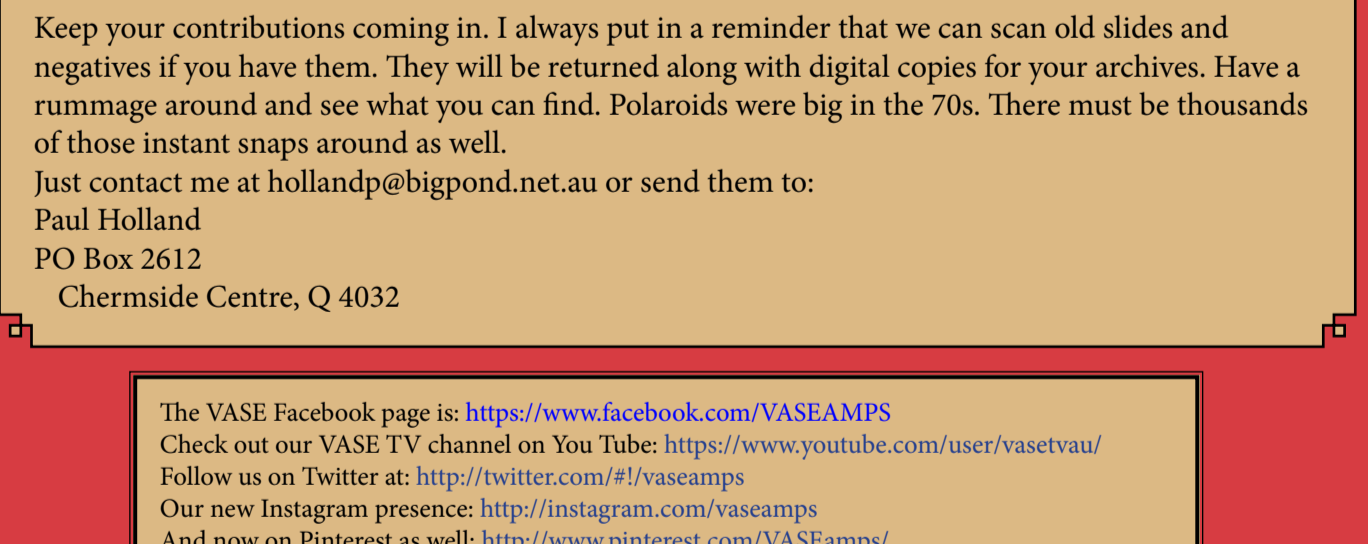
Screen grab from the Elektrik Lemonade vid on our FB page. Nice one Jake.



Robert and the Maton Capri

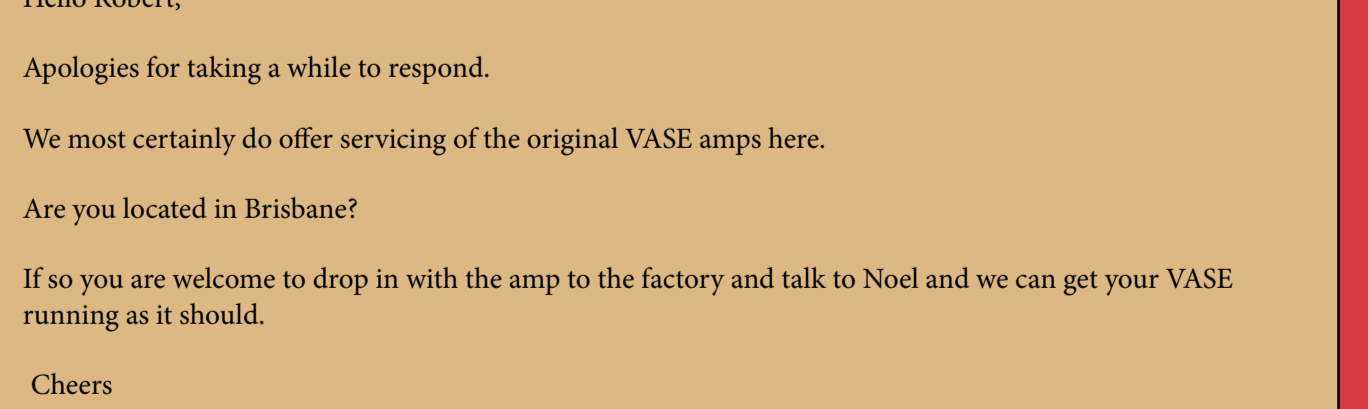
A mysterious and slightly blurry phone pic of Robert Forster's beautiful Maton Capri ... plus another one that reveals its true beauty.

If you haven't checked out our VASE TV channel on YouTube you're really missing some great vids. Make it a Christmas viewing treat.



Keep your contributions coming in. I always put in a reminder that we can scan old slides and negatives if you have them. They will be returned along with digital copies for your archives. Have a rummage around and see what you can find. Polaroids were big in the 70s. There must be thousands of those instant snapshots around as well. Just contact me at hollandp@bigpond.net.au or send them to: Paul Holland, PO Box 2612, Cherside Centre, Q 4032

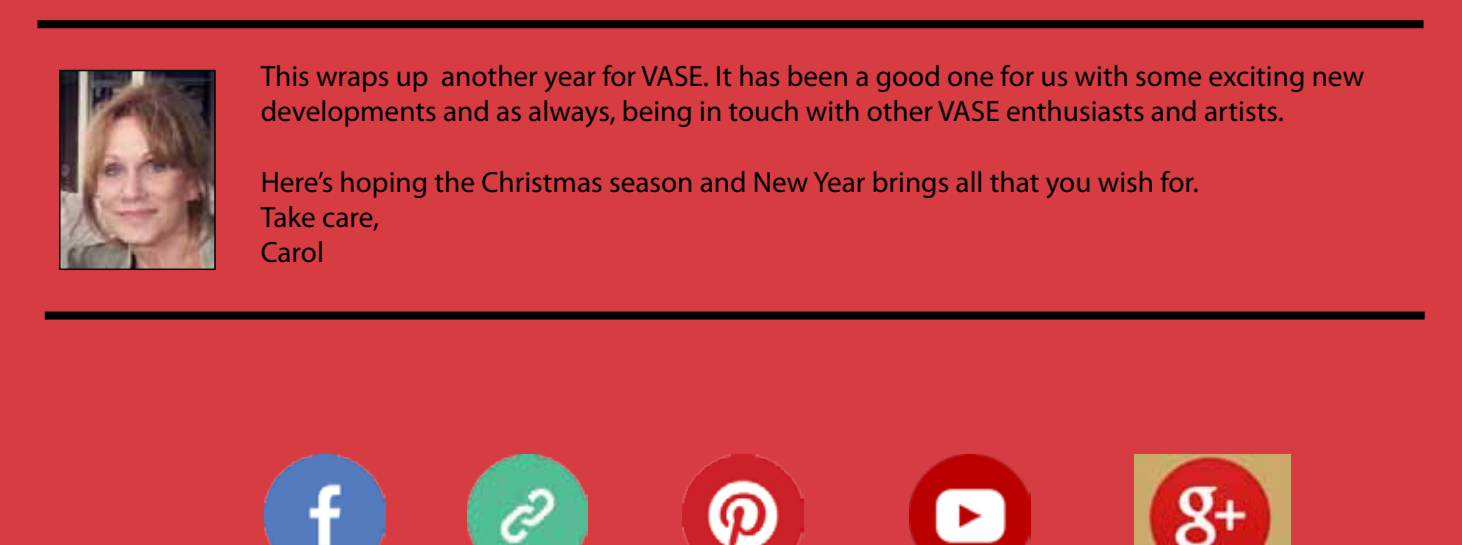
The VASE Facebook page is: <https://www.facebook.com/VASEAMPS>
 Check out our VASE TV channel on YouTube: <https://www.youtube.com/user/vasetvau/>
 Follow us on Twitter at: <http://twitter.com/#!/vaseamps>
 Our new Instagram presence: <http://instagram.com/vaseamps>
 And now on Pinterest as well: <http://www.pinterest.com/VASEAmps/>
 For those from Planet Google, find us on Google+ at: <https://plus.google.com/+VaseAu/posts>
 Let us know your thoughts direct on any of these channels or at info@vase.com.au



Received a note from Robert asking if we offer a repair service for the original VASE amps and cabs. Greg Tschernetz got back to him: Hello Robert, Apologies for taking a while to respond. We most certainly do offer servicing of the original VASE amps here. Are you located in Brisbane? If so you are welcome to drop in with the amp to the factory and talk to Noel and we can get your VASE running as it should. Cheers

And finally...

Creativity, it's a wonderful thing. Here's what luthier Daniel Jeffries came up with when turned loose with some timber and the Tonesetter head. Gorgeous, huh?



This wraps up another year for VASE. It has been a good one for us with some exciting new developments and as always, being in touch with other VASE enthusiasts and artists. Here's hoping the Christmas season and New Year brings all that you wish for. Take care, Carol