

April 2011

We're back with our usual mix of past, present and future VASE news. The future lies in introducing VASE to the current market and having them discover for themselves what a great product it is. Brisbane dealer **Tym Guitars** is joined this month by Toowoomba's **International Music Store**. They are reaching out to future (and returning) VASE owners and stocking the new VASE range for folks to come in and have a play.

Presently, VASE continues to be out and about, this month we feature Rusty and the Ayres Rockettes at a recent concert.

And we can't forget VASE's illustrious past; a rare "Ricochet" amp reappears and our feedback section shares your experiences and VASE memories.

Toowoomba Dealer Named



Owen Ray was previously featured in this newsletter in August of 2009 with a story on his collection of VASE equipment and memorabilia. The owner of Toowoomba's International Music store, Owen is passionate about Australian made musical products.

Owen was the source of many of the VASE pieces that are now part of our collection of Vintage VASE, the proud owner of the first off the line Trendsetter Deluxe 60 in "Great White", AND the latest VASE dealer. Head up to his shop at 496 Ruthven Street, Toowoomba open Monday to Friday 9 to 5 and Saturday 9 to 12 or hop onto his Ebay sales site (click here)



Out and About With VASE

Received the following from **Marlon Holdon**:

...a photo from a recent Rusty & The Ayres Rockettes show. It was at the Mutdapilly Festival which benefitted Variety, the children's charity. It shows Hoola Hooper (L) & Rusty Hammerstrom (R) rocking out with a lovely Vase cabinet I used in the background."

(Keith Urban spent two of his early years with RUSTY AYERS' ROCKETTES playing guitar, and, yes, it was through VASE amplifiers!)



Ricochet Returns

VASE was contacted this month by **Phil Harris** who had acquired a rare VASE amp:

"I have just acquired a VASE Ricochet amp head not in the best of condition but still works I believe do you have any information on this amp. I would like to try to restore most of the original feature Like tape echo if at all possible thanks for your time phil"

HARRY responded: "Wow!!!!what you have is very rare. We have about 30 vintage Vase rigs but never have even seen a Ricochet model can you send us some photos and of course we will help you in any way with your restoration

Where are you situated?

Regards, [a very excited] Harry"

NOEL had a look at the pictures Phil had sent and remarked:

This is very interesting...a purpose built tape echo built into the head...tape loop still intact after 40 years whizzing around the electronics underchassis!!!!

Appears to be all valve not hybrid.

Looks like 2 x KT88 probably around 80 watts output and six other preamp valves.

Has a large number of control knobs including 3 on the rear panel...dont know all the functions ..cant tell from poor quality photos.

Phil, the owner thinks that the output transformer may not be original.

I would be interesting to see this amp "in the flesh" at some point. Cheers,Noel

It turned out that Phil was in Inverell NSW where he had gotten the amp "from a shed" and was able to make the trek to VASE headquarters with his amp in tow.

Noel's reaction: Always great to see a VASE amplifier that I haven't seen before yet alone one that I never knew even existed.

The VASE Ricochet obviously was so named due to having a tape loop echo as an integral part and built into the chassis.



The amplifier has a pair of KT88 output valves, a 6CG7 phase inverter and 12AX7 preamp tubes, typical of some VASE models.

The tape loop echo is also all tube driven using 12AX7's and EF86 valves with record, erase and three playback heads....it was amazing to see the tape loop still intact after languishing in a shed for a number of years.

Appears to be mostly original and unmolested with the exception of a non original output transformer.

It would be great to see this amplifier brought back to its former glory as I am sure it would have some "grunt" and it would be interesting to see how the novel integral tape loop echo shapes up

Below are some pictures of Phil and his amp.



Clockwise from above left: Phil Harris with his vintage VASE Ricochet; the capston and pinch roller and playback heads; tape loop extending 2/3 of the way down the chassis; capston motor.

FEEDBACK

Thanks to all of you for sharing your VASE stories and experiences. We welcome your feedback, comments, questions, suggestions...

From: Keith Walters
To: info@vase.com.au
Subject: www.vase.com.au: Vase Lives!

Talk about a blast from the past I still have a Trendsetter 60 I bought in Brisbane for next to nothing back in 1975.

One Saturday morning this guy came round to my place asking if I could have a look at it, because it had stopped working and he needed it for a gig that night.

The output transformer had packed up, but the only thing I could come up with at such short notice was a power transformer out of an old junked valve black and white TV, using the centre tapped secondary winding as the plate load of the valve amplifier. The impedance match wasn't fantastic, but it worked and it got him out of trouble.

Actually, he said the sound was a lot better than before, with lots more top end, but was there anything I could to get a bit more volume out of it.

The only way of doing that was to increase the supply voltage, so I fitted an old Admiral TV power transformer, with the full 375 + 375 winding bridge rectified to produce about 800V DC. I had two 220uF 450V Colour TV set electrolytics in series across that, with the centre tap of the secondary winding connected to the junction of the two capacitors, which also provided a 400V(!) rail for the 6CA7 screens, and the rest of the lower-power circuitry.

(All this is actually in line with the specifications for the 6CA7, which is rated to give 100W RMS output with an 800V supply, although I only managed about 75W with the makeshift output transformer).

He was initially delighted with results, but then one day one of their brain-dead roadies forgot to plug the speaker in, and managed to blow up the output valves. It didn't take much to fix it, (just new output valves and sockets) and I put in some protection diodes to stop it happening again, but he decided to buy something else. He offered it to me for whatever he was offered as a trade-in (not too much) and I've had it ever since. It's been all over New Zealand with me through the 1980s and never broke down once, despite the frightening plate voltage. I removed the vibrato section and used the valve as an extra preamp stage Later I added a spring reverb section using a second-hand Fender (I think) unit.

At one point some low-life swiped the plastic "Vase" badges off it, and one of the band members who worked at a printing shop made up some aluminium labels, re-badging it "Matsunaga" which was at the time our generic name for anything Japanese!

I haven't played it for some years now, and when I turned it on a couple of weeks back there was a loud hum, which suggests one of the 36-year-old German electros may have finally given up the ghost. It'll only cost me \$13 to replace them, not bad value I suppose..

Hi Keith, Thanks for the mail., great hearing from innovative VASE users like yourself. Would you like some new VASE badges or are you happy with "Matsunaga"? Carol

From: shane barnet
hello and congrats on the come back guys great looking gear im interested in some more specs/price on the 810 cab 1. is it a sealed or ported cab?eg continuous baffle like ampeg or ported like warrick?

2. what is the cab made of?

3. and how much?

Hi Shane

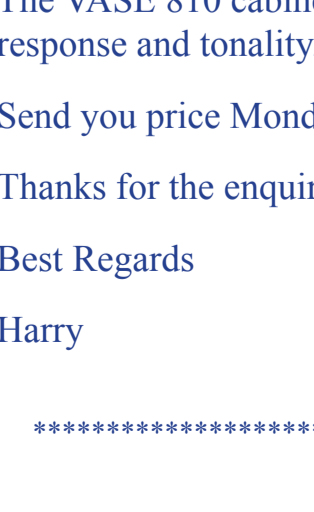
The VASE 810 cabinet has 4 X individual ported chambers with 2 x 10" drivers in each This way all the cabinets in the range maintain a constant response and tonality. All cabinets are constructed from premium Finnish birch ply

Send you price Monday

Thanks for the enquiry

Best Regards

Harry



That's all for this month, Keep in touch. It's been great meeting and corresponding with the wide range of persons interested in VASE. We have had interest from musicians covering all genres of music and ranging across multiple generations. It's great to be a part of this!

Till next time,

Carol