

Vase® NEWS

VICTORY AUDIOPHONIC SOUND EQUIPMENT

December 2009

Hello again and welcome back. Santa's come early and brings our announcement of details and price for the Commemorative Trendsetter 60 Deluxe Amplifier Stack (head and cabinet) being offered first to our subscribers. Also in this issue, we get an unsolicited testimonial from a Brisbane musician who dropped by and gave the new amplifier a test drive. We have a story on the newest addition to the Vintage VASE Collection and we have a little surprise stocking stuffer. Once again, we welcome and feature your feedback. Our subscriber list continues to grow. We've had monthly newsletters since April. If anyone would like a copy of previous newsletters, drop me a line at carol@atprofessional.com.au

Something's Under the Tree for VASE NEWS Subscribers



Prelaunch Release for Subscribers!

As we announced last issue, we are manufacturing a production run of commemorative Trendsetter 60 Deluxe guitar amplifiers. These are being hand wired by Gary Broadhurst, who hand wired the originals back in the 1970's at the VASE factory.

This first run is being offered exclusively to VASE subscribers initially before a general release. The package will consist of a 60 watt, all valve, hand built, amplifier head and an open back speaker cabinet containing 3 x Celestion Greenback speakers. The head and cabinet will come in their own individual flight cases. Purchasers will also receive a VASE Trendsetter 60 Shirt, original certificate of authenticity signed and numbered and a 10 year warranty (not on valves of course). This issue brings pictures and specifications as well as the long awaited price announcement.



Harry Lloyd-Williams addresses some frequently asked questions:

Q: How close is the reissue to the original?
A: Pretty much exactly the way they were made 40 years ago.

Q: Are there any differences?
A: We have made the cabinets from premium Finnish birch plywood as opposed to the chip board used by Tony. Tony was limited by what was available in materials, components and fittings back then. We have also replaced the knuckle squashing suitcase handles with new VASE bar handles. The cabinets are manufactured using CNC cutting machines to ensure absolute precision. Same with the chassis, all cut using metal cutting laser machines.

Q: When will these be available to actually purchase?
A: We are taking orders now with delivery completed in March.

Q: Will there be any options to choose from?
A: The only option available is a choice of colour, which will be white (see article and picture below) or black. This is due to the fact that the original Trendsetters were available only in these two colours.

Q: How do I go about pre-ordering one?
A: Just email us and we will get you signed up. A 10% deposit will be required.

Q: Can I buy the head separately?
A: Not for this first 50 as we have gone to a lot of trouble to match the head to cabinet and being a collectible commemorative run, we want to make sure we keep it as authentic as possible.

And the question you've all been asking:

Q: How much?
A: \$3990 inc GST. (Back when these were originally made the retail price was about 7 times the average weekly wage. If you look at today's wage scale, even at \$600 a week, it is still around the same price as the original.) A \$400 deposit will secure your purchase.

Note: These will all be given serial numbers. The sooner you reserve your set, the lower the serial number will be, putting you among a fortunate few to get in at the very beginning of this exciting new release.



Dave Was at the Right Place at the Right Time!



Dave Fitz-Herbert, long time guitarist and gear head who owns quite a few collectible guitars, stopped by the other day and discovered a White Trendsetter 60 Deluxe Amplifier and cabinet under the Christmas tree. Guess what's on the top of Dave's Christmas list! He had this to say about the reissued Trendsetter 60 Deluxe:

I had the opportunity, today, to try out the new 'Trendsetter 60'. When I dropped into VASE HQ to say hi to Harry, Ron (Delbridge) was just starting to fire up the new Amp. Being a guitarist, and having heard Harry talk about starting the whole VASE vibe up again, I eagerly jumped at the chance to have a go myself. First off, the Amp looks fantastic! Simple layout of controls made dialling up some sweet sounds simple and, what a pleasant surprise, this Amp kicks arse!! Bell like tones, even response and treble boost made this Amp perfect for everything I threw at it. As usual, when Harry says he is going to do something, he does it right the first time. I played the 'Warmoth Tele' through the Trendsetter as well as a 'Les Paul'. Great to see attention to detail has gone into this project, from the rear panel of the cab and recessed handles, to the white vinyl covering (in my opinion the white is the way to go). The workmanship that has gone into this is better than most boutique Amps I have seen and played through in a long time. If you're a Brisbane guitarist, you owe it to yourself to own a piece of history in the making and support a Company with passion that supports local musicians. In closing, you must try one of these out, do yourself a favour, you won't be disappointed.

All the best.....Dave

Another Addition to the VASE Collection



Relle Middleditch contacted VASE looking for a good home for late husband Paul's well loved and well used VASE Bassman 150 VASE Deluxe.

Earlier this year we were contacted by a great lady named Relle Middleditch. Her husband Paul, a bassplayer, had passed away suddenly & unexpectedly at home in February this year. Paul had been in the process of restoring his VASE Bassman 150 with matching 2 x 15" speaker cabinet. Relle wanted to know if it was something we might be interested in having in our reference stock, with the express purpose of restoring it to it's former glory as Paul had been in the process of at the time of his passing.

This project sounded great to us. Paul had owned the amp for over 30 years and it had done countless gigs as his stage rig as he played in the Brisbane band scene from the 70s onwards. We had no other Bassman 150s in our stock and this amp had great history, so off Graeme Whitehouse went to meet Relle. A couple of coffees and some good conversation later he left her house with the rig which is pictured at left.

Essentially this rig is in great condition. The original vinyl is in pretty good nick and overall cosmetics are great, as you expect from an amp that had been with the one fastidious owner for 30 years. Over the coming months we'll do an electronic overhaul on the head and give it a bit of a spruce-up. It'll then take it's place amongst our reference collection but will always be known around here as "Paul's Bassman".

Here're some photos of Paul with his rig, one from years gone by and a more recent one. Did any of our VASE subscribers know Paul or play in bands with him? Drop us a line at info@vase.com.au.



A Little Something For Your Christmas Stocking

We've noticed that although VASE equipment is very well made, the badges haven't always fared as well. If you have some badges that resemble those at right, send them to us and we'll replace them with new badges, free of charge. Just mail your broken badge to:

VASE PO Box 6008 Upper Mt. Gravatt QLD 4122



FEEDBACK

Graeme Whitehouse to the rescue again. This month, in our reader feedback he offers some help to Michael Viking with his VASE Bassman 100

Hi Carol
I have a VASE Bassman 100 that I would like to get running again. The back of the amp has a 6V6GT sticker (hand written) on it, but it currently has 6CA7 (EL34?) tubes in it. The preamp tubes are 12ax7 and one 6CG7 (phase inverter I suspect)

I am not sure which are the original spec! Do you know of any Vase fans that will know the tube compliment for this amp? Are there schematics out on the web? I would like to replace the electrolytic caps and check the resistors for drift/failure. Thanks, Michael

Graeme, Could you help Michael out? Thanks, Carol

Hi Mike,

Graeme from VASE here. Depending on how old your Bassman is it most likely originally had KT88 tubes fitted, which essentially are the same impedance and pin-out as a 6L6. However, 6V6 sounds like a bit of a weird one. There are some getting around with 4 x EL34 output tubes although generally that was a more common tube set for Trendsetter guitar amps. We've seen them with all sorts of things stuck in there though so nothing would surprise me.

Do you have any photos you could send us so we may be able to give you a better idea?

Regards, Graeme Whitehouse

Hi Graeme

I sent a separate e-mail to Carol as well regarding the output tubes. Essentially, I am looking at running the amp with 2 output tubes instead of 4, for lower output. I am restoring the amp for a friend, and he will only use it at home under the house. Looking at KT88 or KT66 tubes, but not sure which way to go.

Anywho - attached a few photos of the cab and chassis. You can see the damage around the PT where something caught fire. I have since replaced the 200uF filter caps with JJ Tesla cans and the BuF ELCA caps with spragues.

The mustards and ceramic discs haven't been replaced yet, nor have I looked for leaky coupling caps. The bias electros look bad as well, but for the moment, I will just cut them out of circuit and go for non cathode bypass config for testing. Voltage at the OT plates is 500v. I have more photos since the chassis got a clean.

Not sure if there is demand for pics inside old vases, though I am keen to see a schematic of the tone circuit used. I cannot figure out what is going on there! Cheers Mike


Hi Mike,

Thanks for the photos, they help me to give you what limited advice I can and we love to get photos of VASE amps. Please find a circuit attached that may be of some help. Although it is for the more common KT88 output. You'll still be able to get some info from it however. Most Bassmans we come across are fitted with 2 x KT88 so yours is a little unusual. The tubes currently fitted are 6CA7 which are essentially an equivalent to EL34. That would make sense given they were a commonly used tube in Trendsetters. I note there is a sticker on the back of your amp that suggests it's possibly been modified to run 6L6-GT. That wasn't an uncommon mod for people chasing a little "smoother" tone. However, they're not the same pin-out as EL34 so there may be a hint there as to why the amp appears to have had some issues; or it may be that the original tubes were indeed 6L6 and somebody has put the EL34 in without modifying the output accordingly. Unfortunately there's no VASE "standard"; each amp could be subtly different to it's brother.

Another thing to note is that the power supply probably isn't up to running 4 x KT88 so that once again points to either EL34 or 6L6 as being the original tubes.

Best of luck, let me know how you get on.


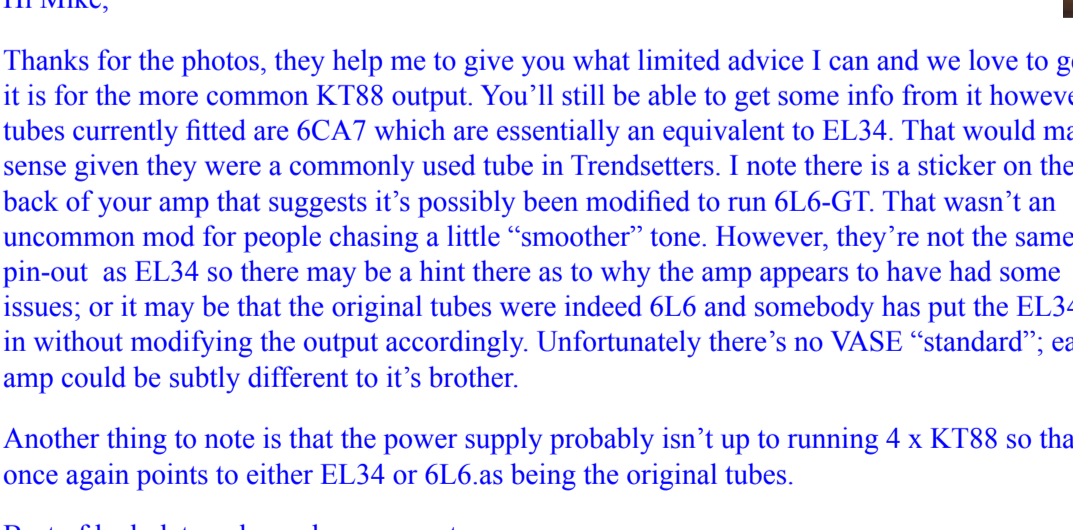
Regards, Graeme.



Hi Mik, Wondered if you'd mind us putting your correspondence with us and the pictures you supplied in the VASE NEWS? We've found that other VASE enthusiasts love to hear about these kinds of stories.

Let me know if it's okay. We don't use phone numbers or emails, etc so your privacy is protected!
Thanks, Carol

Hi Carol,
Go for it! I hope to have the amp running in the next few weeks, and after a clean, it has come up rather well. The owner will also have the original matching speaker cab - so that too will get a clean. We will send photos of the completed rebuild when available.
Cheers, Mik



That's all for this month. The web site is getting closer to completion, the launch of the Trendsetter 60 is due for early next year along with product lists and prices. Your patience and loyalty have been appreciated. The wait is almost over!

All the best for a great holiday season! Carol

